

OVERVIEW

1959-2013

RESEARCH



EUROPEAN COURT OF HUMAN RIGHTS
COUR EUROPÉENNE DES DROITS DE L'HOMME

COUNCIL OF EUROPE



CONSEIL DE L'EUROPE

Overview 1959-2013

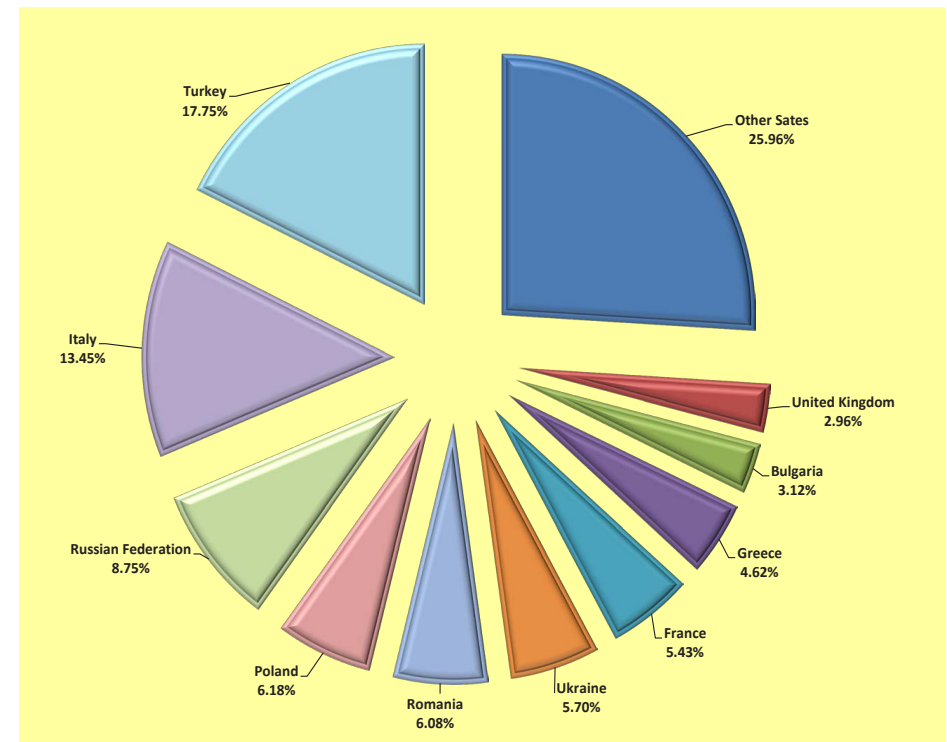
ECHR

Statistics 1959 to 2013

Violation judgments by State

Since it was established in 1959 the Court has delivered about 17,000 judgments. Nearly half of the judgments concerned 5 member States: Turkey (2,994), Italy (2,268), the Russian Federation (1,475), Poland (1,042) and Romania (1,026).

Of the total number of judgments it has delivered since 1959, the Court has found at least one violation of the Convention by the respondent State in 83% of cases.



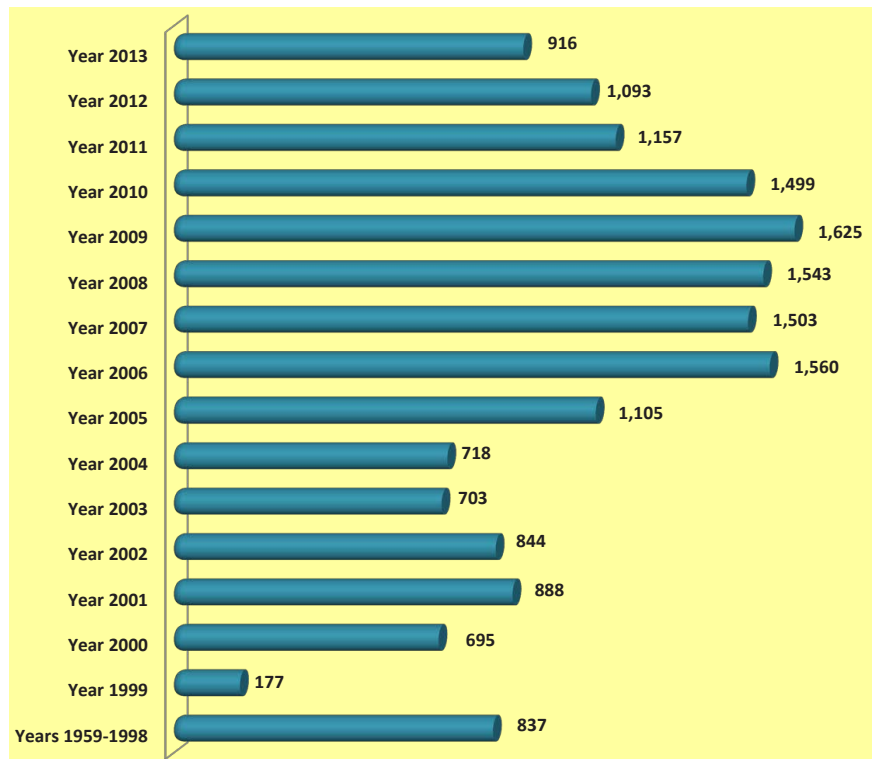
This document has been prepared by the Public Relations Unit of the Court, and does not bind the Court. It is intended to provide basic general information about the way the Court works.

For more detailed information, please refer to documents issued by the Registry, available on the Court's website www.echr.coe.int.

© European Court of Human Rights, February 2014

Judgments delivered by the Court

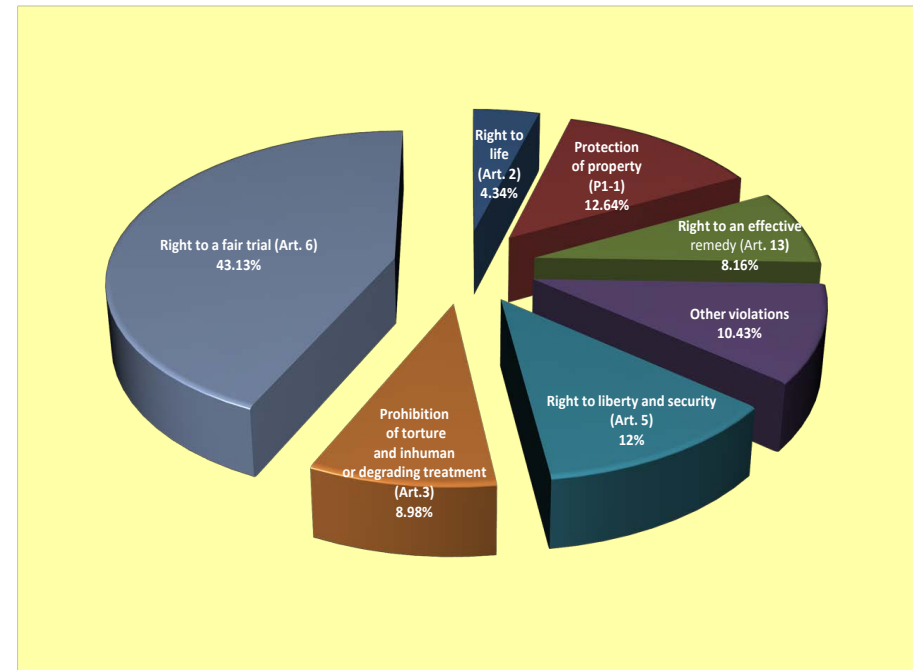
In recent years the Court has concentrated on examining complex cases and has decided to join certain applications which raise similar legal questions so that it can consider them jointly. Thus, although the number of judgments delivered each year is not increasing as rapidly as in the past, the Court has examined more applications.



Subject-matter of the Court's violation judgments

Nearly half of the judgments in which the Court found a violation include a violation of Article 6, whether on account of the fairness or the length of the proceedings. Furthermore, 55% of the violations found by the Court concern Article 6 or Protocol No. Article 1 (Protection of property).

Lastly, more than 13% of the violations found by the Court concern the right to life or the prohibition of torture and inhuman or degrading treatment (Articles 2 and 3 of the Convention).



1959-2013	Other Judgments ¹					Other Articles of the Convention																								
	Total	Total	Total	Total	Total	2	2	3	3	3	3	4	5	6	6	6	7	8	9	10	11	12	13	14	14	P1-1	P1-2	P1-3	P7-4	
Albania	47	36	4	2	5			1	2	1			1	27	4	8	1	1												2
Andorra	6	3	1	1	1									2												1				
Armenia	48	43	3		2			1	7	1			20	17			1		1	3	1	7		1	1	7		1	9	
Austria	337	242	58	24	13			1	4		1		10	90	91				16	1	34	1	14	26	4		1	4		
Azerbaijan	76	72		2	2			1	1	9	5		10	32	6	15					4	6		5		26	10		2	
Belgium	186	132	22	16	16	2		1	12	1			31	49	56					10		4		9	9	1			1	
Bosnia and Herzegovina	33	30	3					1	1				6	10	1	11	1	1					1	2	23				1	
Bulgaria	527	478	31	5	13	15	26	3	48	27			251	70	179	6		52	5	10	11		152	7	73		2	1	22	
Croatia	263	217	17	26	3	1	4		10	7			17	73	91	3			23		1		1	31	4	17			2	
Cyprus	63	52	5	3	3			1	3	1		1	4	8	35			1	7		1		11	2	4		1		1	
Czech Republic	206	179	11	10	6	1	1		2	2			29	66	79				16	1	1		15	2	11					
Denmark	41	14	15	11	1								1	1	8					2		1	1		2		1			
Estonia	36	29	6	1					5	1			9	10	4			4						4						
Finland	166	129	24	9	4				1				2	37	59					23		18		10		2			1	
France	913	674	140	63	36	4	3	2	24		7	2	58	262	281	1	3	34	4	30	2		34	9	29				4	
Georgia	57	45	9	1	2	1	3		16	8			17	11	5	1			3	1	1	1	4	1	6		1		4	
Germany	263	173	67	10	13				3				28	18	102	1	9	20		5	2		23	12	3					
Greece	780	694	22	20	44	4	3	1	47	6			51	123	449	9		8	11	10	5		166	13	70		3		1	
Hungary	313	297	7	6	3	1			11	4			26	12	223			1	11		11	5	7	3	6		1		4	
Iceland	14	11		3									1	4							3	2			1					
Ireland	31	20	6	1	4								2	5	11				5		1		6	1						
Italy	2 268	1 721	58	353	136	2	4	4	20	2			29	256	1 187	10	3	144		7	3		81	3	335	1	17		26	
Latvia	81	67	11	3		1	1		13	7			45	12	10			1	19	3	3	1	3	1	1		3		8	
Liechtenstein	6	5	1										1	1	2								1							
Lithuania	99	78	14	7		3	3		6	1			19	20	27	1				13		1		2	4	9		1		
Luxembourg	43	32	8	3			1							12	17					4		3	1	3	1	1				

1959-2013	Other Judgments ¹					Other Articles of the Convention																								
	Total	Total	Total	Total	Total	2	2	3	3	3	3	4	5	6	6	6	7	8	9	10	11	12	13	14	14	P1-1	P1-2	P1-3	P7-4	
Malta	57	40	7		10								16	9	9		1	3		3					3	11				
Republic of Moldova	273	249	3	2	19	2	6	8	61	34			61	111	11	15			17	4	17	13		41	3	96		2		9
Monaco	2	2											1	2																
Montenegro	17	16	1											3	4	4			1		2			2		4				
Netherlands	142	82	33	16	11			3	1	8			26	25	8				16		7			2	3	1				
Norway	35	25	10										1	10	2					6		5				1	1			
Poland	1 042	885	101	41	15	5	5		28	6			288	103	421	3			100	1	21	1	2	20	4	44			4	
Portugal	271	198	10	56	7								2	24	112	1			8		18			23	1	43				
Romania	1 026	930	32	24	40	7	23	2	122	45			92	379	108	37	2	61	1	21	4		19	27	451		3		14	
Russian Federation	1 475	1 381	70	13	11	232	249	45	454	123	2	1	549	631	169	53	1	118	5	25	12		338	8	486	2	3	3	93	
San Marino	13	9	1	2	1								1	7	2						1				1					
Serbia	97	85	7		5			1	2	2			5	24	23	17			11		5			16	2	30				
Slovak Republic	308	274	9	21	4	2	2	1	4	2			40	27	194	2			17		7			33	2	7			1	
Slovenia	292	275	14	3				2	6	2			2	7	249	3							243	1	1					
Spain	125	80	39	3	3				2	5			5	40	13			4	10		4			4	1				1	
Sweden	130	54	46	26	4	1		1	4				2	26	12	1			9		2	1		2	1	6				
Switzerland	134	86	41	5	2			1	1	1			13	28	7				21	1	13	1	1	2	4					
The former Yugoslav Republic of Macedonia	100	93	4	3		1		2	1	6			12	27	56	5			2		1			7		5				
Turkey	2 994	2 639	63	204	88	114	162	29	279	171			626	770	563	60	4	87	7	224	61		254	9	639	4	7		32	
Ukraine	962	948	9	2	3	9	27	12	105	48			185	477	297	21	1	41	3	9	3		173	2	325		2		24	
United Kingdom	499	297	113	67	22	2	19	2	17		1	1	64	91	27			1	66	1	11	4	4	33	44	2	2	4	2	
Sub-total		14 121	1 156	1 068	552	410	551	119	1 339	519	12	5	2 659	4 049	5 214	289	38	1 014	52	544	151	8	1 807	220	2 800	10	62	11	265	
Total																														

* This table has been generated automatically, using the conclusions recorded in the metadata for each judgment contained in HUDOC, the Court's case-law database.

1. Other judgments: just satisfaction, revision, preliminary objections and lack of jurisdiction.

2. Figures in this column may include conditional violations.

3. Figures in this column are available only from 2013.

** Including 31 judgments which concern two or more respondent States.

Throughput of applications 1959* - 2013

* This table includes those cases dealt with by the European Commission of Human Rights prior to 1959.

	Applications allocated to a judicial formation	Applications delivered judgment was	Applications in which inadmissible or struck out	Applications declared or Applications of applications decided	Total number of applications decided
	1959-2013	1959-2013	1959-2013	1959-2013	1959-2013
Albania	782	54	312		366
Andorra	61	6	55		61
Armenia	2 028	49	1 042		1 091
Austria	8 315	287	7 570		7 857
Azerbaijan	3 682	125	2 270		2 395
Belgium	4 518	149	3 926		4 075
Bosnia and Herzegovina	5 417	105	4 044		4 149
Bulgaria	12 339	614	9 324		9 938
Croatia	11 410	286	10 153		10 439
Cyprus	992	68	759		827
Czech Republic	11 229	234	10 422		10 656
Denmark	1 603	36	1 529		1 565
Estonia	2 573	42	2 195		2 237
Finland	4 634	161	4 274		4 435
France	28 382	876	26 332		27 208
Georgia	5 666	57	3 161		3 218
Germany	26 691	250	25 897		26 147
Greece	6 758	766	4 575		5 341
Hungary	7 221	318	5 178		5 496
Iceland	180	11	152		163
Ireland	896	20	841		861
Italy	35 103	2 845	15 801		18 646
Latvia	3 252	80	2 645		2 725
Liechtenstein	110	6	98		104
Lithuania	4 391	106	4 046		4 152
Luxembourg	546	42	491		533
Malta	257	56	147		203
Republic of Moldova	9 674	348	7 937		8 285
Monaco	70	4	62		66
Montenegro	1 662	29	843		872
Netherlands	8 287	96	7 604		7 700
Norway	1 361	38	1 228		1 266
Poland	57 928	1 048	55 302		56 350
Portugal	2 991	406	2 195		2 601
Romania	52 265	1 271	44 916		46 187
Russian Federation	120 273	2 370	101 203		103 573
San Marino	65	15	45		60
Serbia	20 584	361	9 039		9 400
Slovak Republic	6 725	321	6 166		6 487
Slovenia	8 059	304	5 987		6 291
Spain	9 386	137	8 853		8 990
Sweden	9 214	88	8 949		9 037
Switzerland	5 950	95	5 516		5 611
'The former Yugoslav Republic of Macedonia'	3 854	101	3 416		3 517
Turkey	58 481	3 846	43 858		47 704
Ukraine	56 427	3 661	39 538		43 199
United Kingdom	22 065	576	18 734		19 310
TOTAL	644 357	22 764	518 630		541 394

History of the Court's reforms

Since the Court was set up in 1959, the member States of the Council of Europe have adopted a number of protocols to the European Convention on Human Rights with the aim of improving and strengthening its supervisory mechanism. In 1998 Protocol No. 11 thus replaced the original two-tier structure comprising the Court and the Commission on Human Rights, sitting a few days per month, by a single full-time Court. This change put an end to the Commission's filtering function, enabling applicants to bring their cases directly before the Court.

A second major reform to address the considerable increase in the number of applications and the Court's backlog was brought about by the entry into force of Protocol No. 14 in 2010. This Protocol introduced new judicial formations for the simplest cases and established a new admissibility criterion (existence of a "significant disadvantage" for the applicant); it also extended the judges' term of office to 9 years (not renewable).

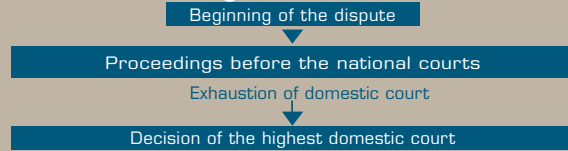
Since 2010, three high-level conferences on the future of the Court have been convened to identify methods of guaranteeing the long-term effectiveness of the Convention system. These conferences have, in particular, led to the adoption of Protocols Nos. 15 and 16 to the Convention.

Protocol No. 15, adopted in 2013, inserts references to the principle of subsidiarity and the doctrine of the margin of appreciation into the Convention's preamble; it also reduces from 6 to 4 months the time within which an application must be lodged with the Court after a final national decision.

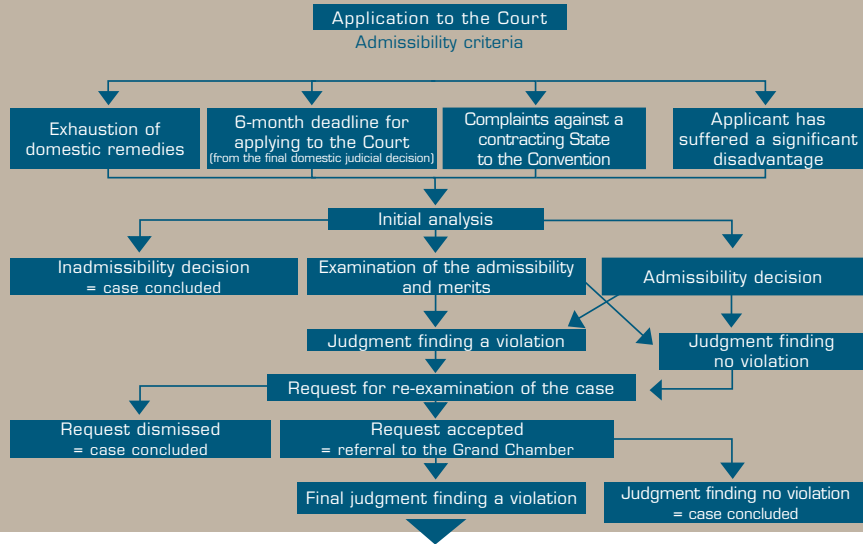
2013 has also seen the adoption of **Protocol No. 16**, which will allow the highest domestic courts and tribunals to request the Court to give advisory opinions on questions of principle relating to the interpretation or application of the rights and freedoms defined in the Convention or the protocols thereto. Protocol No. 16 is optional.

The life of an application

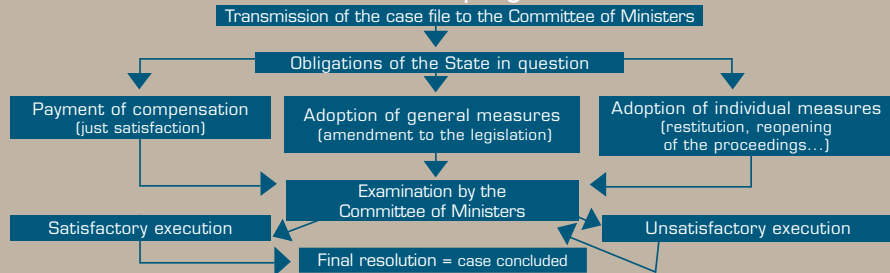
Proceedings at national level



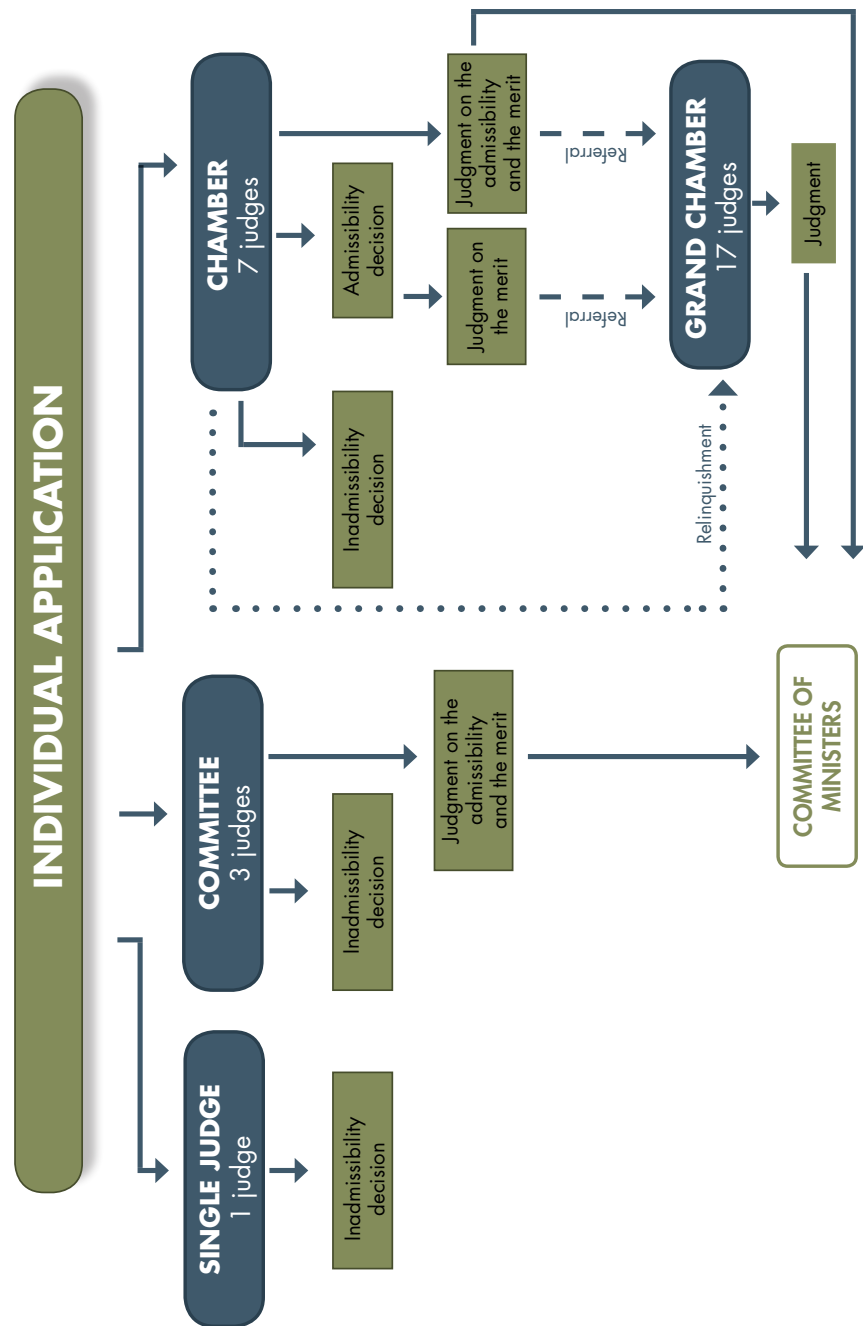
Proceedings before the European Court of Human Rights



Execution of judgment




Simplified case-processing flow chart by judicial formation



February 2014

European Court of Human Rights
Public Relations Unit
Council of Europe
F-67075 Strasbourg cedex



www.echr.coe.int

